


THE STRUCTURE ITSELF

(1) The roof is constructed of flammable material!



Concern: Embers from a wildfire can land on the roof starting the house on fire.

Is This Your Situation?
 Yes No

Solution: Use fire-resistant roofing materials such as metal, tile, or composition roofing. Steep metal roofs don't collect pine needles and leaves as much as less steep roofs do.

(2) The exterior siding is constructed of flammable material!




Concern: Embers and radiant heat from a wildfire can set the siding of the house on fire.

Is This Your Situation?
 Yes No

Solution: Use fire-resistant siding materials such as cement, or metal siding. Vinyl is not a good choice due to its ability to melt from radiant heat exposure. Log walls are thick enough to be fire resistant.

(3) The windows are large and single pane!



Concern: Radiant heat from a wildfire can ignite materials inside the house, especially flimsy curtains.

Is This Your Situation?
 Yes No

Solution: Use double or triple glazed energy efficient glass to provide insulation and to reflect radiant heat. Use non-flammable window blinds.

(4) The eaves are open!



Concern: Embers can collect in wind eddies spinning under the eaves of the house setting the house on fire.

Is This Your Situation?
 Yes No

Solution: "Box" in the eaves, use 1/8 inch mesh metal screen to cover the vent opening to keep embers (and insects) out of the attic space.

(5) Attic vents are open!



Concern: Embers from a wildfire can enter the attic and set the house on fire.

Is This Your Situation?
 Yes No

Solution: Cover the attic vent openings with 1/8 inch mesh metal screen to keep embers (and insects) out of the attic space.

(6) The undersides of wood decks attached to the house are not enclosed!



Concern: Dry grass, debris, along with sparks and/or embers under the deck can set the house on fire.

Is This Your Situation?
 Yes No

Solution: Skirt wood decks with non-flammable siding backed with metal screen to keep out critters and fire.

Lassen County Local Fire Information

For emergencies, always call 911



Lassen County Fire Warden

CAL FIRE - Lassen-Modoc-Plumas Unit
 697-345 Highway 36
 Susanville, CA 96130
 (530) 257-4171

Lassen National Forest Forest Supervisor

2550 S. Riverside Drive
 Susanville, CA 96130
 (530) 257-2151

Lassen National Forest Eagle Lake Ranger Dist.

(530) 257-4188

Susan River Fire District

705-145 Highway 395 N.
 Susanville, CA 96130

Office Non-Emergency
 (530) 257-7477

City of Susanville

1505 Main Street
 Susanville, CA 96130

Office Non-Emergency
 (530) 257-5152

Milford Fire District

450-075 Laufman Grade Rd.
 Milford, CA 96121

Office Non-Emergency
 (530) 253-3699

Doyle Fire District

283 Main Street
 Doyle, CA

Office Non-Emergency
 (530) 827-2681

Stones - Bengard Community Service Dist.

509-695 Stone Rd.
 Eagle Lake,
 Susanville, CA 96130

Office Non-Emergency
 (530) 825-3350

Bieber Fire Department

Market and Park Streets, Bieber, CA 96009
 Office Non-Emergency: (530) 294-5720

Bureau of Land Management - Eagle Lake Field Office

2950 Riverside Drive
 Susanville, CA 96130
 (530) 257-0456

Doyle BLM Fire Control Station

(530) 827-2220

Westwood Fire Dept.

206 Third Street
 Westwood, CA 96137

Office Non-Emergency
 (530) 256-3589

Clear Creek Fire Dept.

666-975 Highway 147
 Clear Creek, CA 96137

Office Non-Emergency
 (530) 256-2240

Janesville Fire District

463-390 Main Street
 Janesville, CA 96121

Office Non-Emergency
 (530) 253-3737

Standish-Litchfield Fire Department

472-250 Chappius Lane
 Standish, CA

Office Non-Emergency
 (530) 254-6601

Lake Forest Fire Dept.

619-200 Janet Way
 Susanville, CA 96130

Office Non-Emergency
 (530) 257-9593

Lassen County Fire Safe Council

www.lassenfiresafecouncil.org



Homeowner's

"Watch Outs!"

Will your home survive? The Homeowner's "Watch Outs" will allow you to evaluate your situation and set a plan to correct any concerns.

Each year, hundreds of homes are destroyed or damaged by wildland fires. If you live, or plan on living in an area subject to wildland fires, it is your responsibility to protect your family and home from danger.

You chose to live in the Wildland Urban Interface (WUI, pronounced "woo-ee") in rural Lassen County because you like the life style and beauty. You do not have to live in a steel building or bunker to be safe. The two most important things you can do to protect your family and home is to have defensible space between your home and the surrounding wildland fuels AND a roof that will not burn.



The key is in reducing the ignition potential of your home. That means, to make it compatible with its surroundings by considering these factors:

Fuels (natural and ornamental)

Topography (slope, canyons, and draws)

Your Home (construction, design and materials)

Access (roads and bridges)

Family Protection (evacuation plans)

You can live safely in the WUI if you take some simple steps to protect your family and your home. **It is YOUR responsibility to protect yourself and your family.**

**Do you need a "Fire Safe" Plan?
 Do you have a "Fire Safe" Plan?**

FROM THE ACCESS ROAD

1) The access road is not named or marked!




Concern: If the road leading to your home is not identified, emergency services personnel will not be able to easily find it when you call for help.

Is This Your Situation?
 Yes No

Solution: Post a sign with the name of the road in reflective WHITE background with BLACK letters if a private road OR reflective GREEN background with reflective WHITE letters if a County road. Contact the Lassen County Public Works office at (530) 251-8288 to find out whether or not your road is a *Private* or *Public* road.

(2) The house number is not posted!



Concern: If your house number is not clearly posted, the emergency services personnel may have to go house to house to find you.

Is This Your Situation?
 Yes No

Solution: Post your house number using a sign made from a highly reflective BLUE background and reflective WHITE 4" or maximum 6" numbers.

476-500

(3) The driveway has a bridge across the Creek!



Concern: Large heavy emergency vehicles may not be able to safely cross the bridge to get to your house.

Is This Your Situation?
 Yes No

Solution: Build bridges of sufficient capacity to be able to support fire trucks. Contact the Lassen County Fire Warden (*Calfire*) or the Lassen County Road Department for assistance on proper bridge and culvert design.

(4) The driveway is steep and narrow!




Concern: If the driveway is steep and/or narrow, emergency vehicles may not be able to get to your home.

Is This Your Situation?
 Yes No

Solution: Keep driveway to a maximum of 12% grade and if over 200 feet long the driveway must be a minimum of 16 feet wide. If less than 200 feet long then it can be 12 feet wide. Provide 15 feet of vertical clearance the entire length of the driveway.

(5) The brush and/or vegetation grows up to the edge of the road!



Concern: Flammable vegetation too close to the road will make it unsafe to travel (*going in or getting out*) during a wildfire.

Is This Your Situation?
 Yes No

Solution: Reduce flammable vegetation to at least 15 feet from each side of the driveway.

(6) The driveway is over ¼ mile long and there is little or no area for a fire fighting unit to turn around!



Concern: The fire protection unit will block the driveway so you can't leave; it is too far to lay fire hose from the road to the house.

Is This Your Situation?
 Yes No

Solution: Keep driveway as short as possible and provide a turnout, turn-around, or large parking area near the house large enough to accommodate a fire truck.

OUTSIDE THE HOME

(1) The native vegetation grows up to the side of your house!



Concern: Direct flame contact and radiant heat from burning brush/trees will set your house on fire.

Is This Your Situation?
 Yes No

Solution: Maintain a 30 foot "lean and clean" zone around your home and a minimum of 100 feet of "defensible space" (*more is necessary if your home is on a steep slope*).

(2) Tree branches are within 10 feet of your chimney or stovepipe!



Concern: Embers from the chimney or stovepipe can set the tree on fire, which in turn can then set the house on fire.

Is This Your Situation?
 Yes No

Solution: Remove all tree branches and/or trees within 10 feet from your chimney or stovepipe. Also remove all limbs overhanging or near the house. This will also help in keeping your gutters free from tree litter.

(3) The trees around the house have dead branches near the ground!



Concern: A grass fire can climb up the tree and spread to other trees and also to the house.

Is This Your Situation?
 Yes No

Solution: Remove all tree branches at least 10 feet from the ground however, never remove more than one third of the tree's height.

(4) Dry grass grows up next to the house!



Concern: A grass fire can spread very fast and directly to the house.

Is This Your Situation?
 Yes No

Solution: Remove all dry grass within 5 feet of the house and out-buildings and keep it cut low or remove dry grass and/or vegetation at least a minimum of 30 feet from the house.

(5) Firewood is stacked next to your home!



Concern: Embers from a wildfire can land in the woodpile and a fire there will spread quickly to the house.

Is This Your Situation?
 Yes No

Solution: Stack firewood at least 30 feet away from the house or outbuildings and cover it with a non-flammable cover.

(6) Grass and/or brush grows right up to and under the Propane tank!



Concern: If the wildfire spreads to the propane tank it could explode; this makes it too dangerous even for the firefighters to stay.

Is This Your Situation?
 Yes No

Solution: Remove all flammable materials and vegetation from within 30 feet from the propane tank.