

Firewise in the Classroom

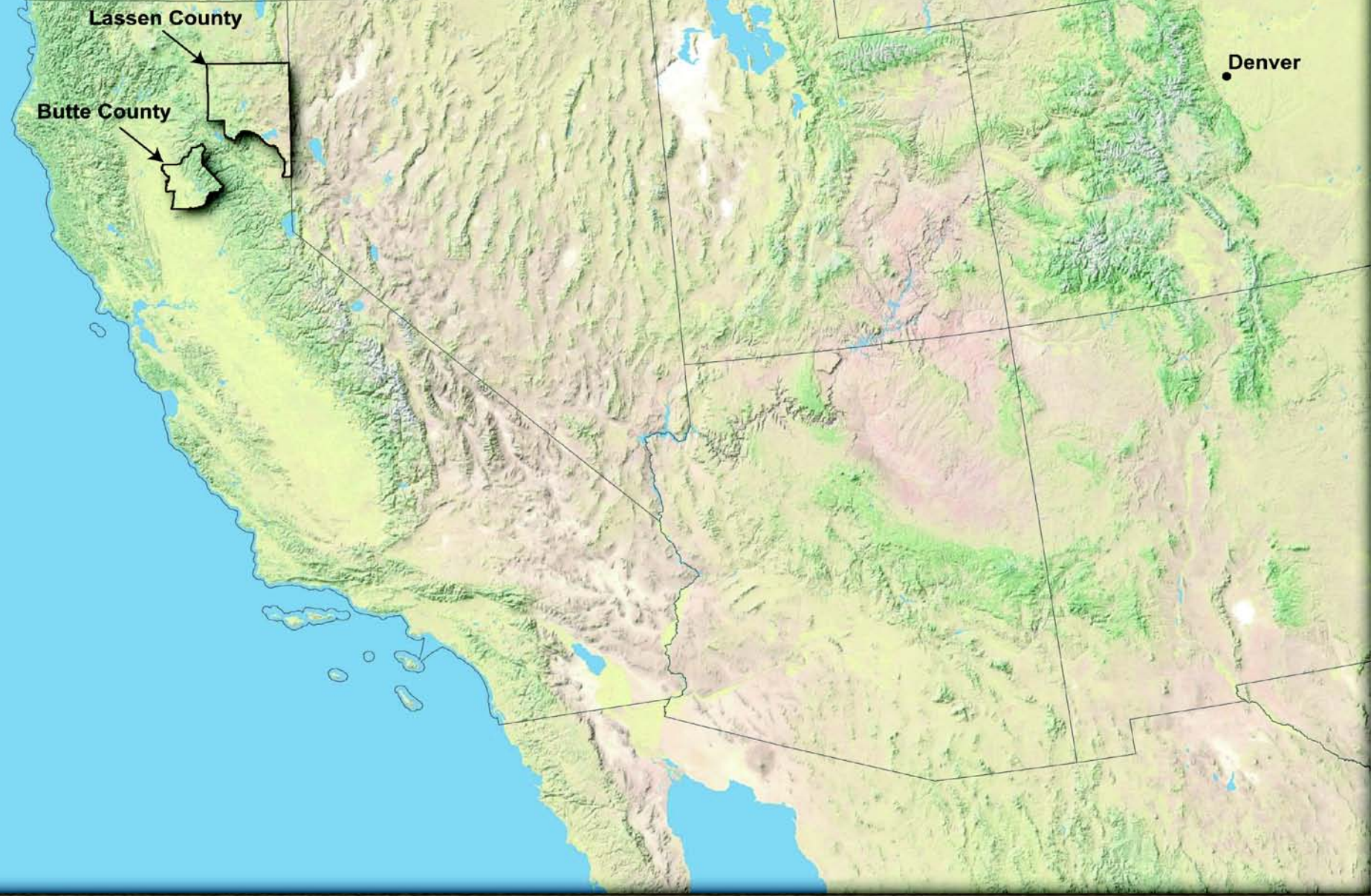
6th Grade Education Program



Firewise in the Classroom

- **Dan Douglas, Homeowner**
Education Director
Lassen County Fire Safe Council
- **Anna Stephens, Homeowner**
Education Facilitator,
Lassen County/Butte County
Fire Safe Councils
- **Mary Cottrell, Homeowner**
Retired Educator
Yankee Hill Fire Safe Council

Firewise in the Classroom



Firewise in the Classroom

Classroom Program Development

Firewise in the Classroom

Program Development

- Classroom program was “piloted” by the Butte County Fire Safe Council in the spring of 2004 by Mary Cottrell and Anna Stephens.
- The program is called “Wildfire in the Foothills” in Butte County and is in use by schools in several communities in the County.
- Was developed to address concerns for the safety of students knowing that some might become isolated from their working parents during a disaster such as a wildland fire.

Firewise in the Classroom

Program Development

- Lassen County Fire Safe Council first learned of the Butte County education program from Frank Stewart of the Quincy Library Group and Board member of the California Fire Safe Council in 2007.
- Working with Anna Stephens from Butte County the Lassen County program was adapted to address the specific environment of the Northern Sierra and Southern Cascade mountain ranges.

Firewise in the Classroom

Program Development

- Extensive work was performed by the Lassen Fire Safe Council in order to get the program “digitized” for computer use and for ease of classroom presentation.
- Program was recommended in the 2010 Department of the Interior Inspector General Report on the Wildland Urban Interface.
- Web Site
 - <http://www.doioig.gov/images/stories/reports/pdf/ER-EV-MOA-0012-2009.pdf>

Firewise in the Classroom

Program Development

- Concerns were there are many communities in Lassen County that have multiple dead end roads.
- Many children are at home alone for several hours per day.
- Should a wildland fire event occur access to the areas could be cut-off due to fire apparatus access requirements.
- Homebound children must be empowered on actions necessary for their own and their siblings' survival.
- Children at the 6th grade age are typically transitioning from a child to young adult and are interested in learning and desperately want to help out.

Firewise in the Classroom

Sample of
typical
Classroom kit.

The program
consists of five
one hour
classroom
sessions.



Firewise in the Classroom

Program Overview:

Program Concept

This 6th grade unit of study will empower the students with the knowledge in knowing what to do before, during and after a wildland fire or any other event in keeping themselves, their family, their animals and their neighbors safe.

The next few slides will show you what each classroom session will involve.

Firewise in the Classroom

Program Overview

Firewise in the Classroom

Program Overview:

- **Instructional Materials:**

- I) **Teacher's Manual**

- a) Detailed lesson plans

- b) Classroom transparencies

- c) Sample of classroom hand outs

Firewise in the Classroom

Format of each Lesson



Side Bar

State Curriculum Connection

Materials

Time

Grouping

Vocabulary

Lesson No.:

Title:

MAIN CONCEPT OF UNIT

CONCEPT OF LESSON:

STORY LINK:

OVERVIEW (*Method*) OF LESSON:

PRESENTATION:

ADVANCE PREPARATION:

TEACHER BACKGROUND:

PROCEDURE:

CLOSURE:

EXTENSIONS:

CONNECTIONS:

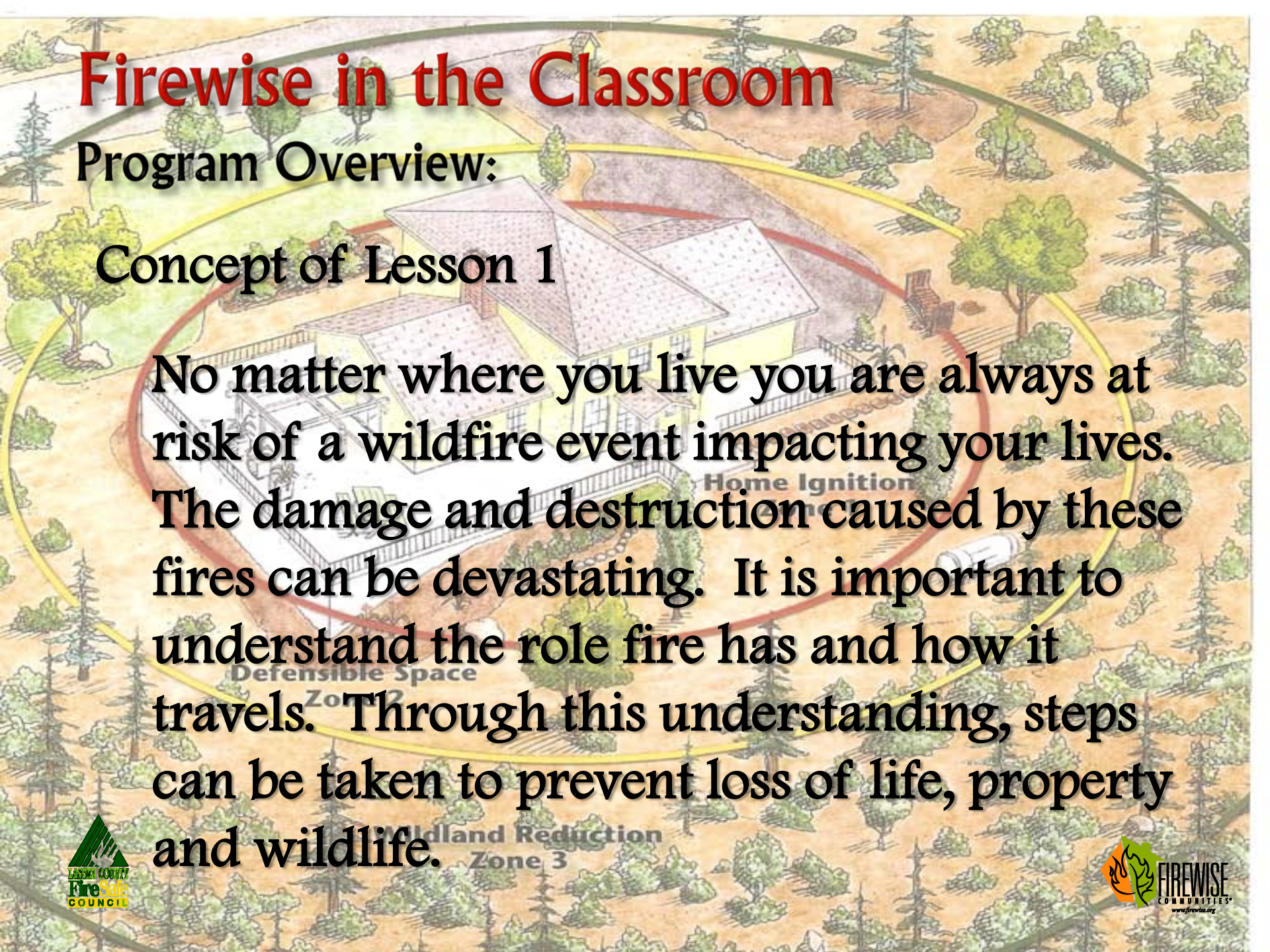
RESOURCES:

Firewise in the Classroom

Program Overview:

Concept of Lesson 1

No matter where you live you are always at risk of a wildfire event impacting your lives. The damage and destruction caused by these fires can be devastating. It is important to understand the role fire has and how it travels. Through this understanding, steps can be taken to prevent loss of life, property and wildlife.




Firewise in the Classroom

Program Overview:

Concept of Lesson 2

To inform residents and students that living in a Wildland Urban Interface comes with responsibilities for reducing the risks of fire on their own property.



Firewise in the Classroom

Program Overview:

Concept of Lesson 3

To inform students and their families that the local, state, and federal agencies have plans to assist residents to prepare for a wildland urban interface fire. All family members must know and understand their role and be ready to use the local community disaster plan.



Firewise in the Classroom

Program Overview:

Concept of Lesson 4

The development and use of their own Family Disaster Plan, in coordination with the community disaster plan, is vital for wildfire survival.

Firewise in the Classroom

Program Overview:

Concept of Lesson 5

To understand and acknowledge that residents of all ages, community groups and public agencies play important roles throughout from planning to surviving and recovering from a wildfire.

Firewise in the Classroom

How to Develop Your Own Program



Firewise in the Classroom

To Develop your Own Program :

- You must be passionate on the message and the results.
- You must be assertive and comfortable in making “cold contact” with educators in your school system.
- If possible, (*depending on the size of your program, school system, etc.*) you should have a minimum two person team which includes an educator.

Firewise in the Classroom

To Develop your Own Program :

- Review curriculum on CD in the packet for a basic understanding of the program.
- Contact the Lassen Fire Safe Council for working files.
- Assemble writing team to adapt program for your area.
- Examples of some changes to the program include demographic information, flora/fauna, fire history, emergency contact information etc., representing your particular community/environment.

Firewise in the Classroom

To Develop your Own Program :

Establishing Program

- Assemble sample teacher's manual and sample materials.
- Present to and discuss/ask for support from the district superintendent/principal.
- Establish a "Pilot" teacher.
- Provide teacher training on the presentation of the classroom curriculum.

Firewise in the Classroom

To Develop your Own Program

Program Maintenance

- Necessary to keep track of program changes, i.e., update phone numbers, EBS radio stations,
- Keep track of teachers trained, dates of classroom presentations and number of students trained.
- Other important notes regarding the school, class, etc.
- Encourage teacher to use “Post-It” notes for comments/suggestions for improvements (*be sure you read and honor them*)

Firewise in the Classroom

Community Impact

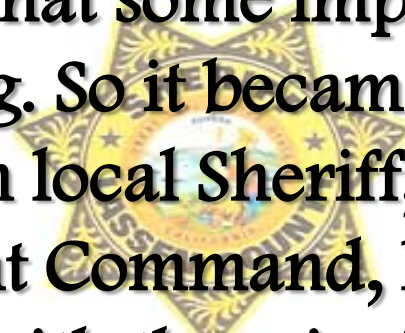
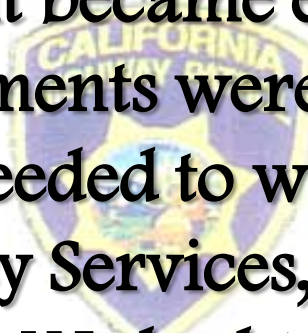


Firewise in the Classroom

Community Impact



In the process of developing/presenting local program it became evident that some important safety elements were missing. So it became obvious that we needed to work with local Sheriff, Office of Emergency Services, Incident Command, local fire chief, etc. We had to work with them in developing education materials for our area. Your experiences may be different.



L 4 # 3

Firewise in the Classroom

Community Impact

Improved Local Awareness provides:

- Community information on local Emergency Broadcast Network radio stations.
- Information on multiple environments such as Grassland, Brushland, and Timberland.
- Information on the development of local emergency evacuation routes.
- The initiative for families to develop their individual Family Disaster Plans.

Firewise in the Classroom

Questions/Comments?

Firewise in the Classroom

CONTACT US:

www.lassenfiresafecouncil.org

Dan Douglas

education@lassenfiresafecouncil.org

Anna Stephens

amstephens59@sbcglobal.net

Mary Cottrell

cottrell@mynvw.com

